



ಬೃಹತ್ ಬೆಂಗಳೂರು ಮಹಾನಗರ ಪಾಲಿಕೆ
Bruhat Bengaluru Mahanagara Palike



BBMP COVID-19 WAR ROOM 24.09.2022



OVERVIEW OF COVID-19 IN BENGALURU



CASE TRENDS

ACTIVE CASES **2,246**

Confirmed Cases

132

18,71,187 #

Recovered Cases

127

18,51,954 #

Death Cases

0

16,987 #



HOSPITALIZATION

31

ICU – V

-

ICU

14

HDU

2

General

15

INCLUDES GOVT. QUOTA AND PRIVATE WALK-IN HOSPITALIZATION



VACCINATION

3,078

2,04,41,877 #

First Dose

88

96,73,263 #

Second Dose

133

94,68,239 #

Precaution Dose

2,857

13,00,375 #



TESTING

12,501

3,18,03,646 #

RAT

2,349

RTPCR

10,152

Positivity : 1.45%

*FOR LAST 7 DAYS



TRIAGING

MTU

6

Tele Triage

138



ACTIVE CLUSTERS

3

Budding Clusters (<5 Cases)

3

Clusters (> 5 cases)

0

: indicates cumulative numbers till date



ABSTRACT OF COVID-19 SCENARIO IN BENGALURU

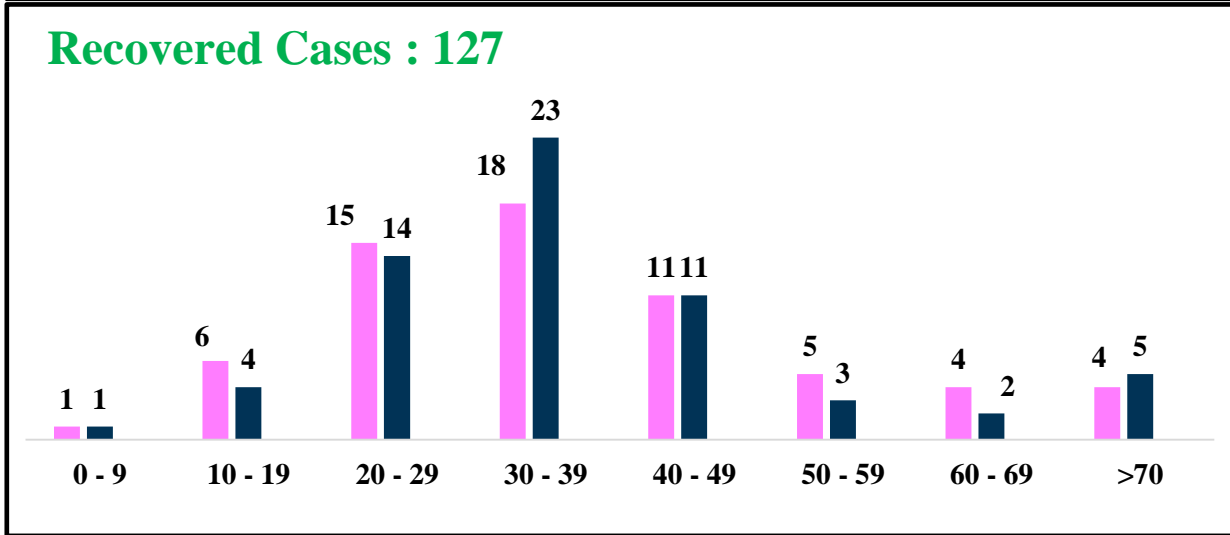
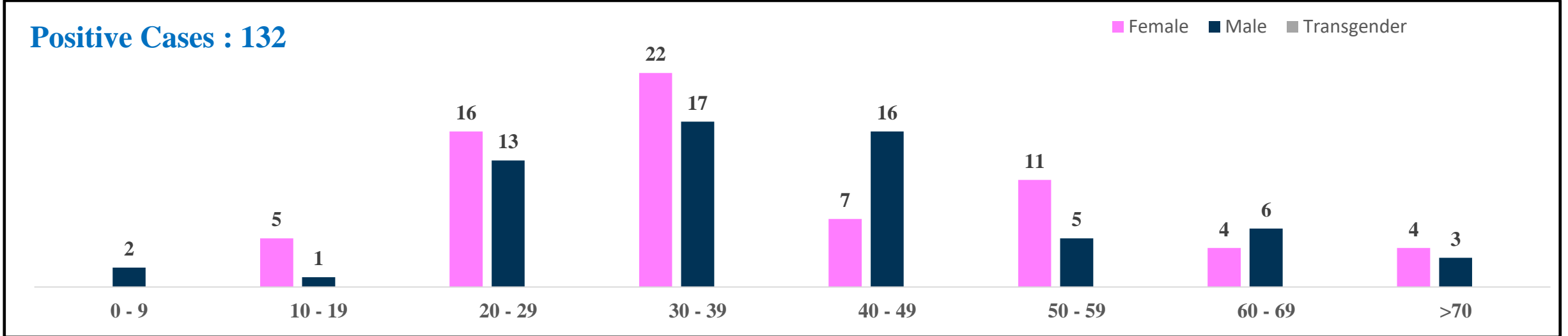


	MALE			FEMALE			TRANSGENDER			TOTAL		
	Last 24 Hours	Last 7 Days	Cumulative	Last 24 Hours	Last 7 Days	Cumulative	Last 24 Hours	Last 7 Days	Cumulative	Last 24 Hours	Last 7 Days	Cumulative
Positive Cases	63	619	11,02,840	69	599	7,67,455	0	0	196	132	1,218	18,71,187
Recovered Cases	63	847	10,90,619	64	647	7,61,241	0	0	187	127	1,494	18,51,954
Death Cases	0	0	10,759	0	0	6,224	0	0	4	0	0	16,987
Total Tests Done	In Last 24 hrs. : 12,501			In last 7 days : 83,785			Cumulative : 3,18,03,646					
Vaccine Doses Administered	In Last 24 hrs. : 3,078			In last 7 days : 14,491			Cumulative : 2,04,41,877					
ACTIVE CASES									2,246			

*Covid deaths occurred today : 00 | Covid deaths occurred beyond last 24hrs., reported today : 00

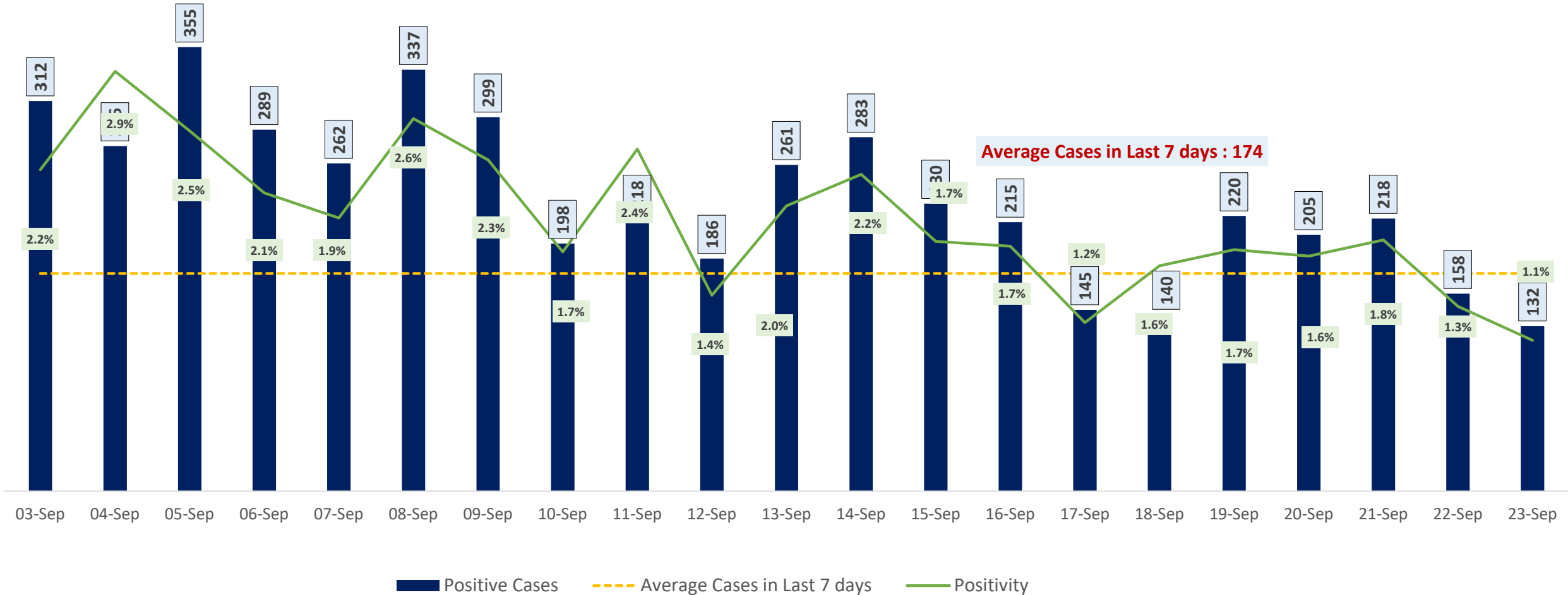


LAST 24 HOURS AGE GROUP AND GENDER WISE DISTRIBUTION





POSITIVITY RATE OF BENGALURU – LAST 21 DAYS

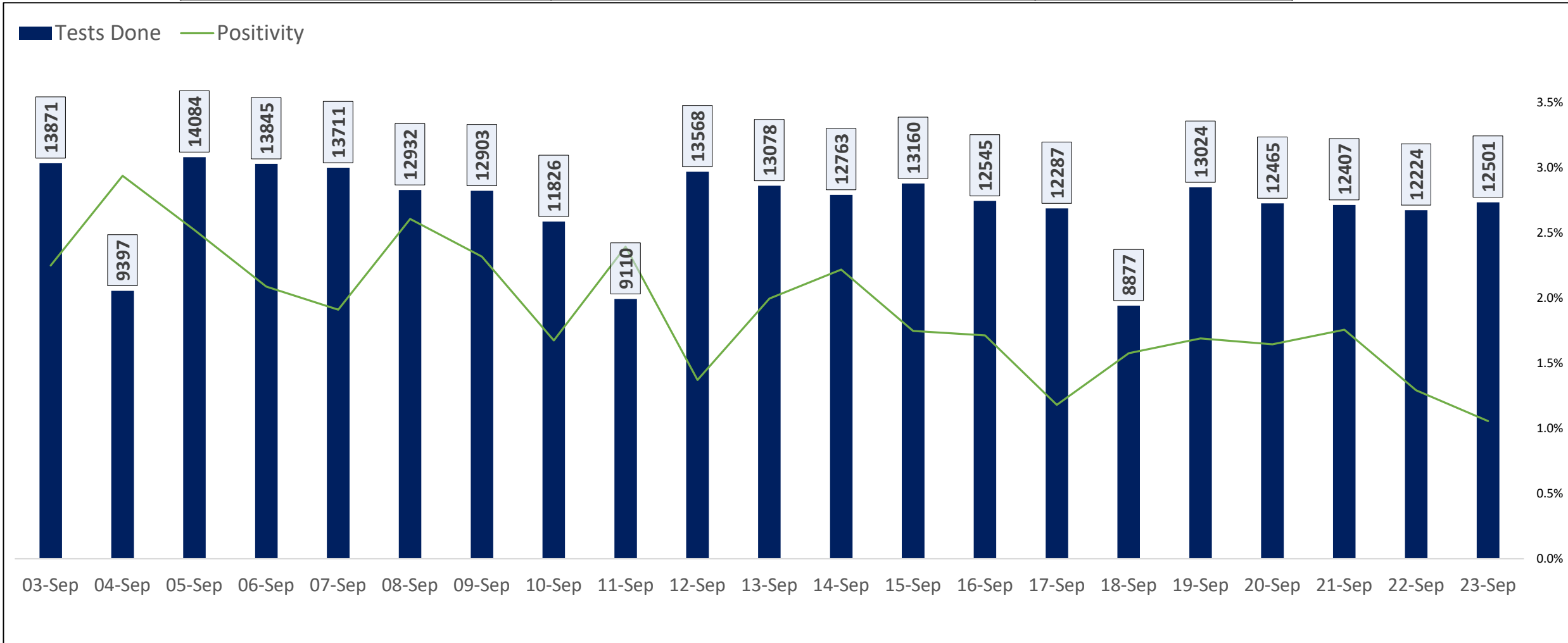




TESTING TRENDS IN BENGALURU

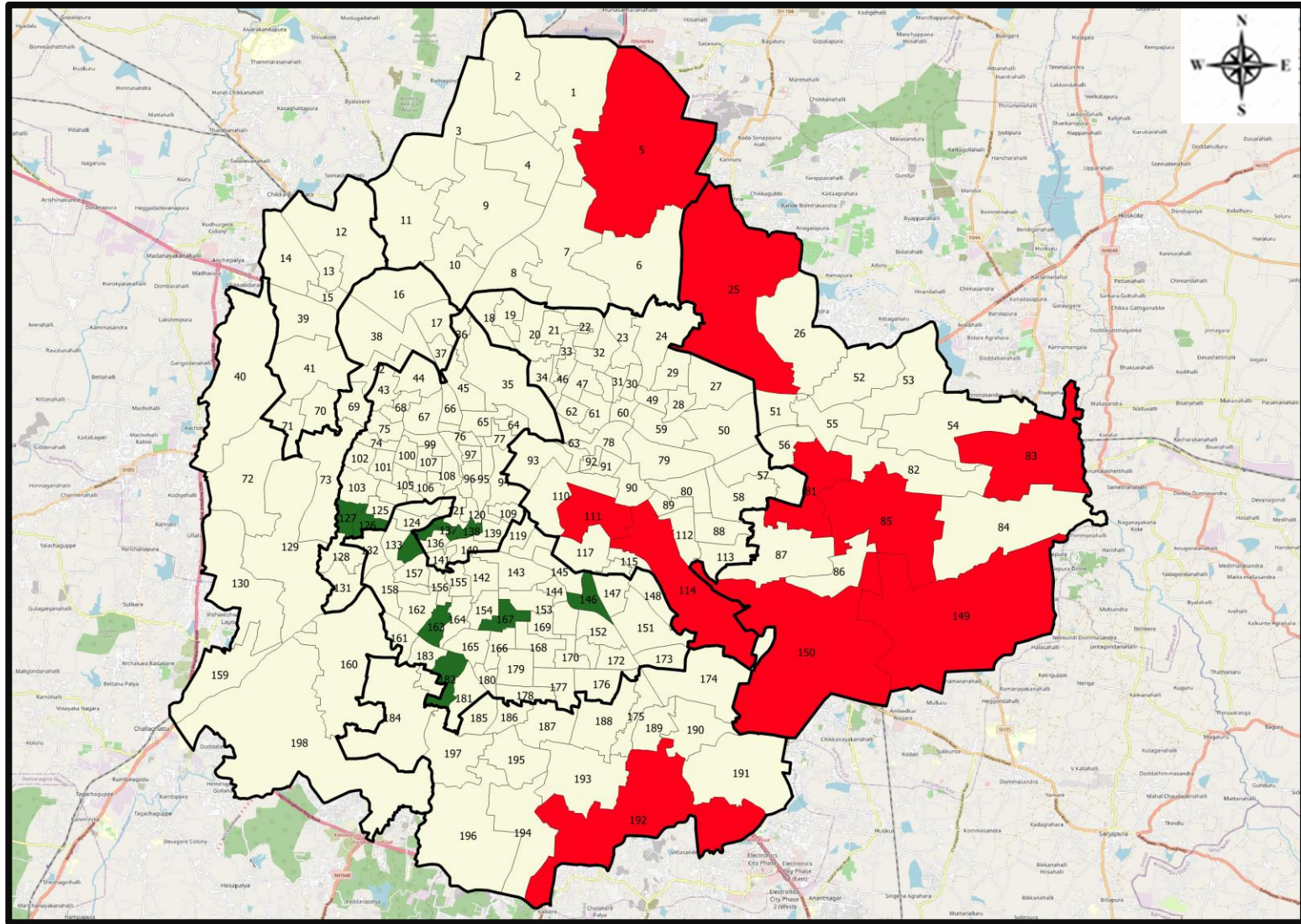


Total Test Conducted Till Date	Test Conducted Last 24 hours	Last 7 Days Average
3,18,03,646	12,501	11,969





BENGALURU URBAN MAP SHOWING TREND OF POSITIVE CASES IN LAST 7 DAYS



Top 10 wards reporting highest number of positive cases in last 7 days

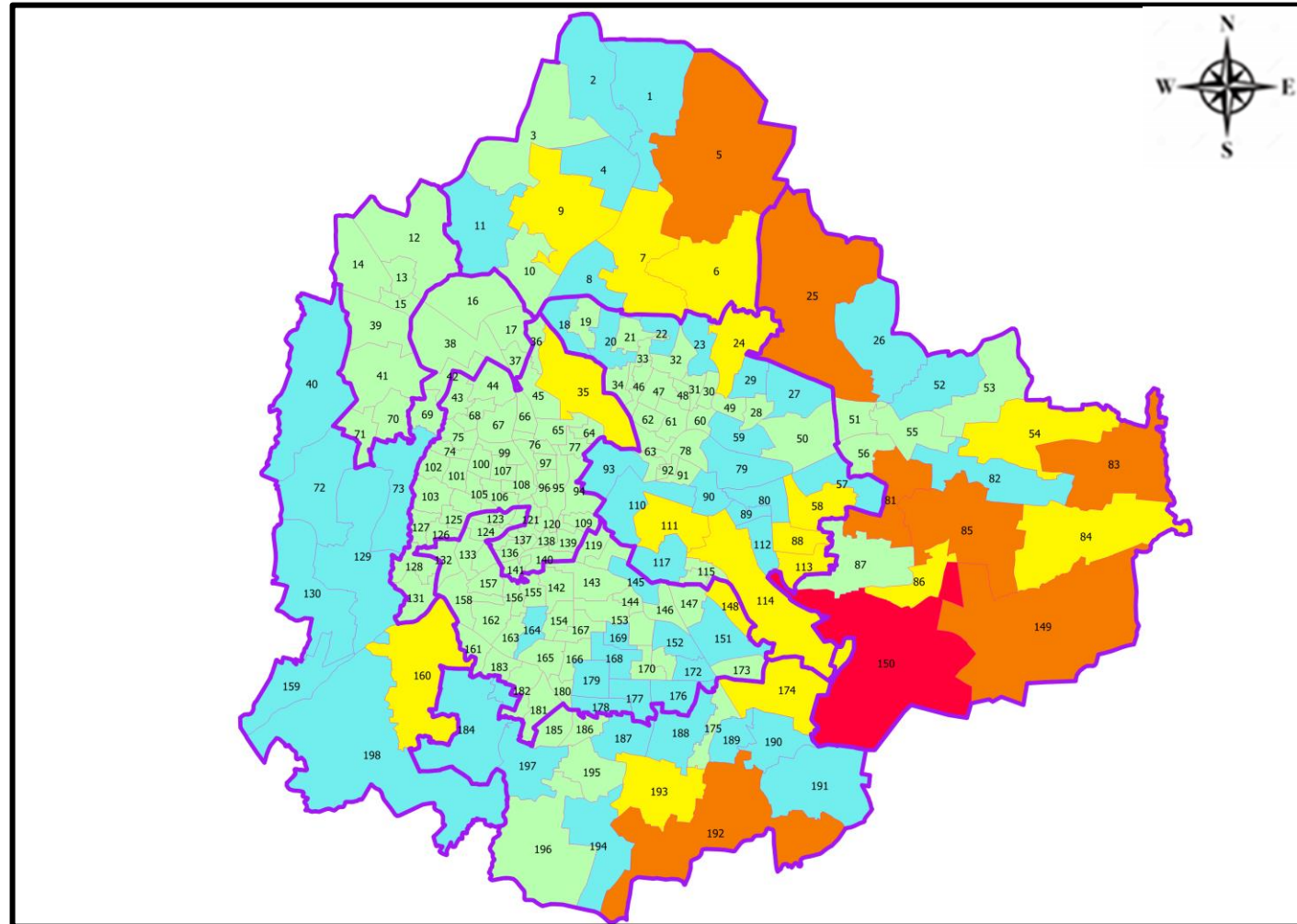
Ward No.	Ward Name	Daily Cases Average
150	Bellanduru	12
83	Kadugodi	6
111	Shantala Nagar	6
85	Dodda Nekkundi	5
149	Varthuru	5
25	Horamavu	5
81	Vijnana Nagar	4
192	Begur	4
114	Agara	4
5	Jakkuru	3







Top 10 wards reporting least number of positive cases in last 7 days

Ward No.	Ward Name	Daily Cases Average
182	Padmanabha Nagar	0
167	Yedyur	0
163	Katriguppe	0
146	Lakkasandra	0
138	Chalavadipalya	0
137	Rayapura	0
135	Padarayanapura	0
134	Bapuji Nagar	0
127	Mudalalpalya	0
126	Maruthi Mandira Ward	0



BENGALURU MAP SHOWING INTENSITY OF POSITIVE CASES IN LAST 7 DAYS



-  **Level 1 : 0 to 5 Cases**
-  **Level 2 : 5 to 15 Cases**
-  **Level 3 : 15 to 25 Cases**
-  **Level 4 : 25 to 50 Cases**
-  **Level 5 : More than 50 Cases**
-  **Zone Boundaries**

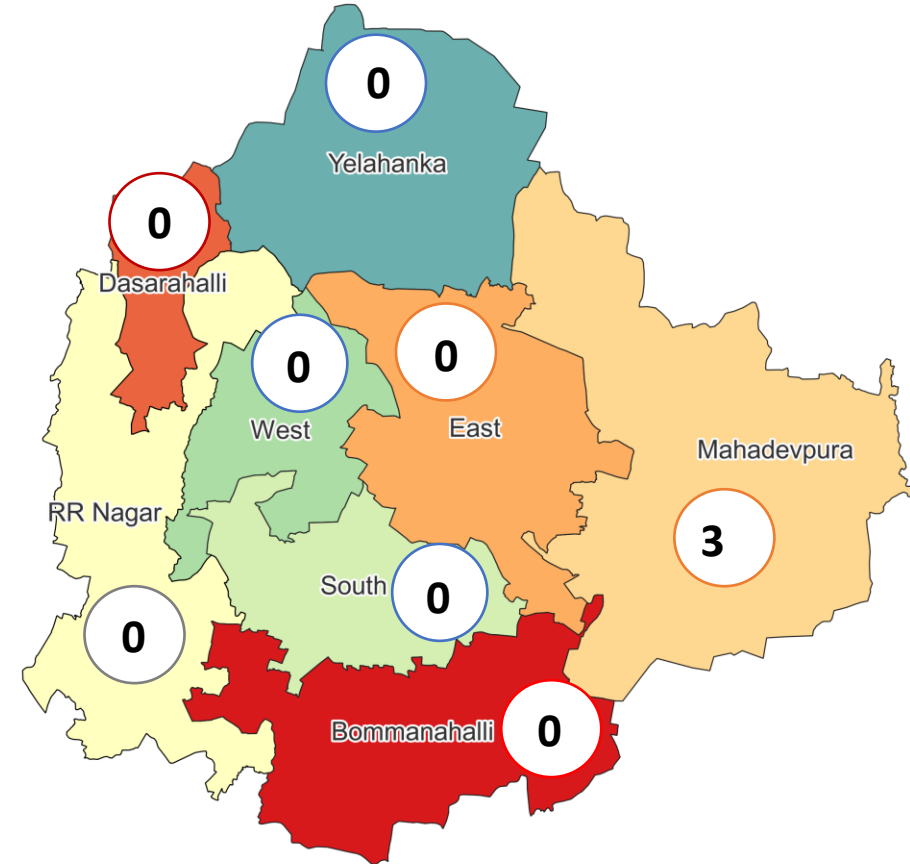


CLUSTER DETAILS



Zone Name	TOTAL CLUSTERS	Budding Clusters	Clusters	Outbreaks
		Less Than 5 Cases	5 To 14 Cases	More Than 14 Cases
BOMMANAHALLI	0 (-)	0 (-)	0 (-)	0 (-)
DASARAHALLI	0 (-)	0 (-)	0 (-)	0 (-)
EAST	0 (-)	0 (-)	0 (-)	0 (-)
MAHADEVPURA	3 (-)	3 (-)	0 (-)	0 (-)
RR NAGAR	0 (-)	0 (-)	0 (-)	0 (-)
SOUTH	0 (-)	0 (-)	0 (-)	0 (-)
WEST	0 (-)	0 (-)	0 (-)	0 (-)
YELAHANKHA	0 (-)	0 (-)	0 (-)	0 (-)
TOTAL	3 (-)	3 (-)	0 (-)	0 (-)

Total Active Clusters



Types of Clusters

Zone Name	Apartments/ Villa	Individual House	Hostels/Quarters	Others	Schools/Colleges
BOMMANAHALLI	0 (-)	0 (-)	0 (-)	0 (-)	0 (-)
DASARAHALLI	0 (-)	0 (-)	0 (-)	0 (-)	0 (-)
EAST	0 (-)	0 (-)	0 (-)	0 (-)	0 (-)
MAHADEVPURA	3 (-)	0 (-)	0 (-)	0 (-)	0 (-)
RR NAGAR	0 (-)	0 (-)	0 (-)	0 (-)	0 (-)
SOUTH	0 (-)	0 (-)	0 (-)	0 (-)	0 (-)
WEST	0 (-)	0 (-)	0 (-)	0 (-)	0 (-)
YELAHANKHA	0 (-)	0 (-)	0 (-)	0 (-)	0 (-)
TOTAL	3 (-)	0 (-)	0 (-)	0 (-)	0 (-)

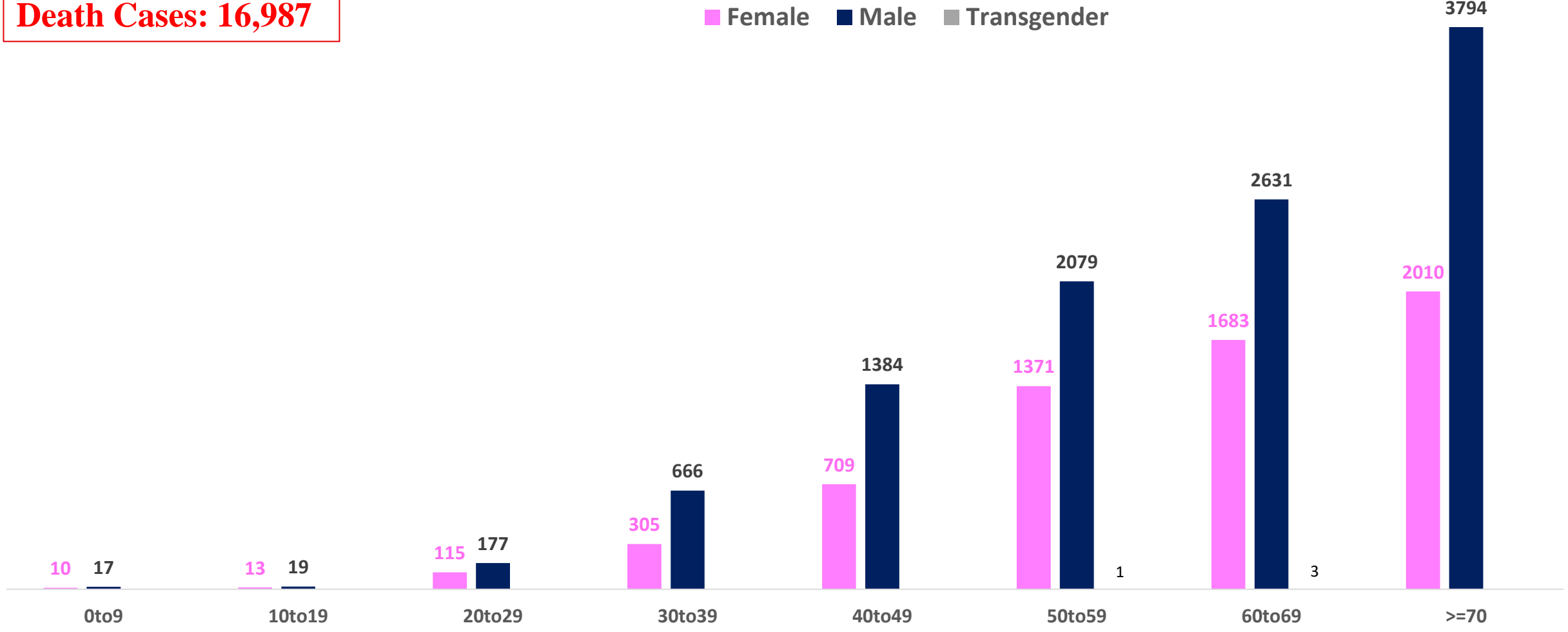
▲▼ : Shows increase and decrease in numbers as compared to previous day



AGE AND GENDER WISE DISTRIBUTION OF DEATH CASES



Death Cases: 16,987





COVID-19 SCENARIO IN BENGALURU AND OTHER METROPOLITAN CITIES



CITY NAME	Positive Cases	Active Cases	Recovered	Deceased	Vaccine Doses Administered
New Delhi	20,02,772	431	19,75,841	26,500	3,71,33,770
Bengaluru*	18,71,187	2,246	18,51,954	16,987	2,37,21,856
Mumbai	11,48,523	805	11,27,990	19,728	2,21,01,119
Chennai	7,89,609	2,369	7,78,171	9,069	1,13,14,588

Source : <https://dashboard.cowin.gov.in/> at 5:30pm (24.09.2022)
Source : <https://www.covid19bharat.org/> at 5:30pm(24.09.2022)

*includes BBMP & Bengaluru Urban



SNAPSHOT OF COVID-19 CASES IN BENGALURU URBAN



**Total Wards With
< =10 Cases* :
154**

**Tests Conducted
on 23.09.2022:
12,501**

**Recovery
Rate*:
98.97%**

**Total
Active Cases :
2,246**

**Total Vaccinated
on 23.09.2022:
3,078**

**Positivity
Rate* :
1.45%**

**Active
Rate*:
0.12%**

**Case
Fatality Rate* :
0.00%**





*Total positive cases In the past 7 days


*CFR and positivity is for Past 7 days



ಬೃಹತ್ ಬೆಂಗಳೂರು ಮಹಾನಗರ ಪಾಲಿಕೆ
Bruhat Bengaluru Mahanagara Palike





Download BBMP Bulletin	https://apps.bbmpgov.in/covid19/mediabulletin.php
To register for vaccination :	https://selfregistration.cowin.gov.in/
BBMP COVID19 Dashboard:	https://apps.bbmpgov.in/covid19/
Follow us on:	 www.facebook.com/bbmp.comm1/
	 twitter.com/BBMPCOMM
	  BBMPSplHealth



Bruhat Bengaluru Mahanagara Palike
N.R Square, Bengaluru - 560 002.

Covid-19 - Precautionary measures to be adhered by the public

-  It is mandatory to wear a mask to cover the mouth and nose in public places
-  Frequent washing of hands with soap or sanitizer
-  Keep a handkerchief or other garment in case of sneezing, coughing
-  Avoid touching of Mouth, nose and eyes with your hand
-  Spitting, urinating, or littering is prohibited in public places
-  Maintain Safe distance from others (Physical distance at least 6 feet)

• Penalty will be imposed if the mask is not worn or maintain physical space

• If you have any symptoms kindly get yourself checked in any one of the free testing centers immediately.

The public must comply with the above instructions to help control the Covid-19 virus

Rakesh Singh, I.A.S
Administrator, BBMP

Tushar Giri Nath, I.A.S
Chief Commissioner, BBMP

Control Room: 080-2266 0000, 2222 1188 TOLL FREE No. : 1533

*ಎಲ್ಲ ವ್ಯಕ್ತಿಗಳೂ ಈ ಮೇಲಿನ ಮಾರ್ಗದರ್ಶಿಗಳನ್ನು ಅನುಸರಿಸಿ ಕೋವಿಡ್-19 ರ ಹರಡುವಿಕೆಯನ್ನು ತಡೆಗಟ್ಟಲು ಸಹಾಯ ಮಾಡುವುದು ಅವರ ಕರ್ತವ್ಯವಾಗಿದೆ.

Issued by:

Honorable Chief Commissioner, BBMP
Special Commissioner Health & IT, BBMP
MD, Bengaluru Smart City Limited

THANK YOU !

